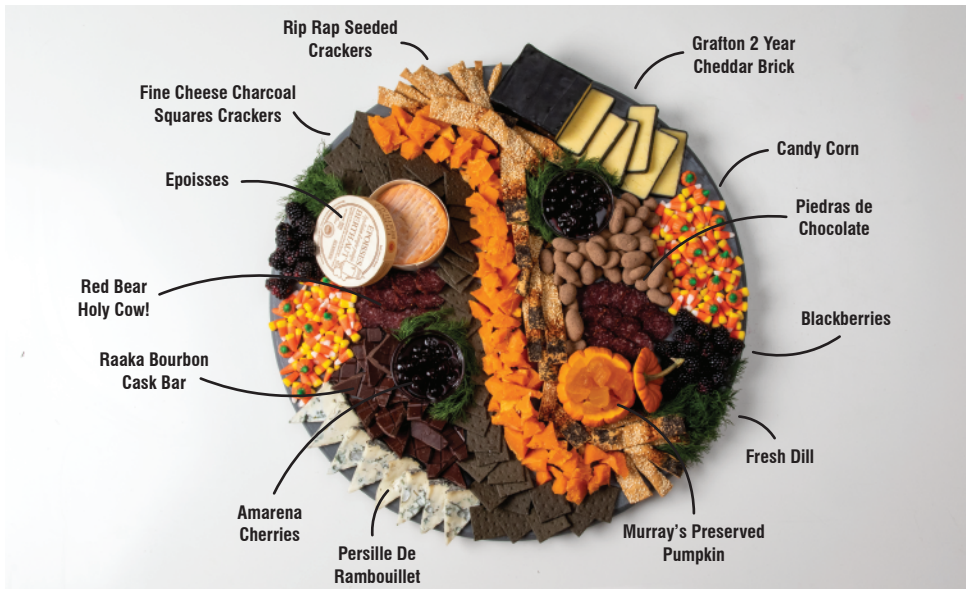


Trick or Treat Board

Prep: 20 min. | Assembly: 20 min. | Total: 40 min. | Serves: 8-10

A sweet and spooky spread for Halloween



Components:

CHEESE

- 1 ea. Grafton 2 Year Cheddar Brick
- 1 ea. Epoisses
- 1 lb. Mimolette
- 1 lb. Persille De Rambouillet

CHARCUTERIE

- 1 ea. Red Bear Holy Cow!

ACCOMPANIMENTS

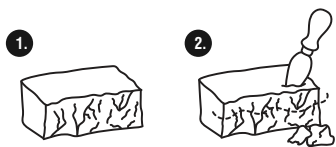
- 1 ea. Murray's Preserved Pumpkin
- 1 ea. Fine Cheese Charcoal Squares Crackers
- 1 ea. Rip Rap Seeded Crackers
- 1 ea. Raaka Bourbon Cask Bar
- 1 ea. Piedras de Chocolate
- 1 ea. Amarena Cherries

GARNISH

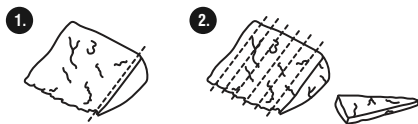
- Mini Pumpkin
- Blackberries
- Candy Corn
- Fresh Herbs

Prep Directions:

1. Carve out the insides of a **mini pumpkin**.
2. Partially slice the **Grafton Cheddar**, leaving ½ the brick intact.
3. Fully chunk the **Mimolette**.



4. Triangle cut the **Persille De Rambouillet**.



5. Break the **Raaka chocolate bar** into jagged pieces.

Assembly Directions:

1. On a round board, place two empty jars 2 inches in from the edge of the board at the 1 o'clock and 7 o'clock positions, and place a hollowed-out mini pumpkin 2-3 inches to the right of the bottom jar.
2. In a curved line down the center of the board, between the jars and the pumpkin, create an S-shape with the chunked **Mimolette**, stretching from the top edge to the bottom. Toward the top of the S on the left side, place the **Epoisses**. From the 12 o'clock to the 1 o'clock position on the edge of the board, place the **Grafton Cheddar Brick** and sliced pieces. From the 7 o'clock to the 8 o'clock position on the edge of the board, create a neat line of the **Persille triangles**.
3. Pile the **Charcoal Squares** along the left side of the **Mimolette** in the same S-shape, and pile the **Rip Rap Seeded Crackers** along the right side in the same pattern. Underneath the **Epoisses** and above the pumpkin, create two neat piles of **Red Bear salami**.
4. Fill the space between the bottom jar and the **Persille** with the chunks of **Raaka chocolate**, and fill the space between the top jar and the **salami** with the **Piedras de Chocolate**.
5. Fill the two jars with **Amarena cherries**, and fill the empty pumpkin with **Murray's Preserved Pumpkin**.
6. Fill the remaining space on the board with **candy corns**, **blackberries**, **fresh greens**, or a candy or fruit garnish of your choice.